



Product Data

SCANOGRAPH

Dental PSP plate scanner

General features

Resolution	17 lp/mm
Grey levels	16 bit
Pixel size	30 µm
Reading time	4.8 – 9 s
Plate processing	Automatic process of plate size identification, reading and clearing
Sensitivity adjustment	Automatic setup of sensitivity on the required dose level
Plate sizes	Size 0 (22x31 mm – 726x1024 pixel) Size 1 (24x40 mm – 792x1321 pixel) Size 2 (31x41 mm – 1024x1352 pixel) Size 3 (27x54 mm – 891x1783 pixel)
Connection	USB 2.0

Mechanical features

Dimensions	151 x 306 x 109 mm (W x D x H)
Weight	4.6 kg

Electrical features

External power adapter	
Power supply voltage	IN: 110 / 240, 50-60HZ Vac ±10% OUT: 24 Vdc ±10%
Adsorbed power	24 W

Environmental conditions

Operating conditions	Temperature: from +10° to +40° Celsius Humidity: from 30% to 75%
Conditions for transport and storage	Temperature: from -20° to +60° Celsius Humidity: up to 95 % non condensing


Imaging Software

Standard: QuickVision - professional dental imaging software.

Optional: Dental Studio Plus - professional dental imaging software.

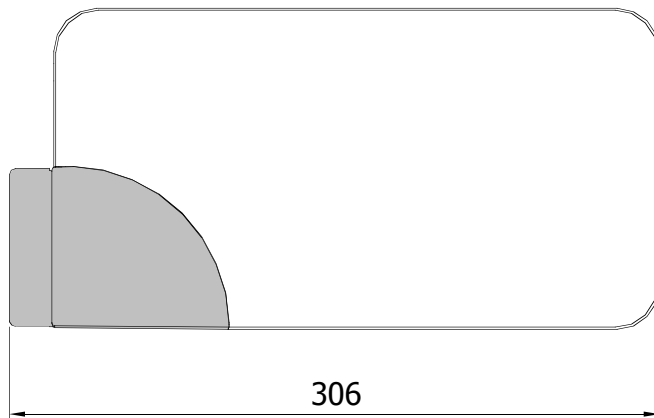
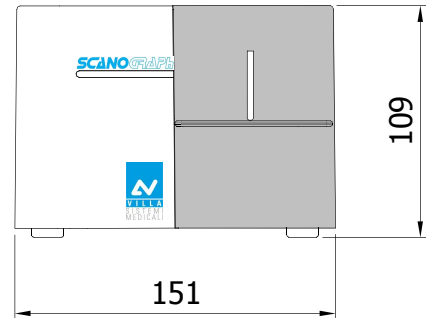
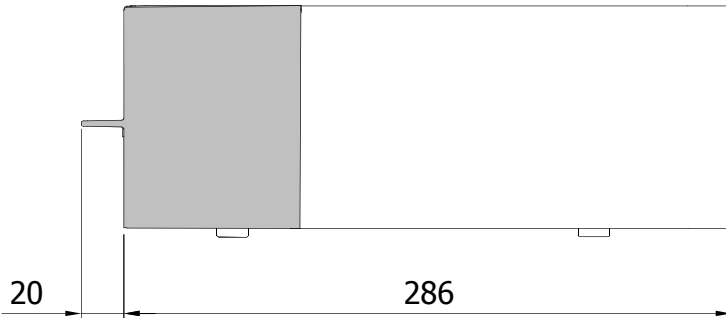
Please refer to Imaging Software Product Data for specific information.

Standards and regulation

 0051	CE symbol grants the product compliance to the European Directive for Medical Devices 93/42/EEC and its revised versions as a class IIa device
--	--



Dimensions (all quotes in mm)



Note: Products are continuously under review in the light of technical advancement. The actual specification may therefore be subject to improvement or modification without notice.

VILLA SISTEMI MEDICALI s.p.a.
20090 BUCCINASCO (MI) – ITALY,
Via delle Azalee, 3
Tel. +39-02-48859.1, Fax +39-02-4881844

Company with Quality System certified by



ISO 9001:2008



EN ISO 13485: 2012